






Basic Service Symbols

There are five primary symbols used to complement illustrations. These symbols indicate the part to apply such materials during service.

Symbol	Meaning
	Do not reuse the part. Replace a new one.
	Apply engine oil or transmission oil to the part.
	Apply automatic transmission fluid (ATF) to the part.
	Apply grease to the part.
	Apply sealant to the part.